

# Innocademy

## Extended COVID-19 Learning Plan

### End of Year Goal Reporting

Date: June 19, 2021

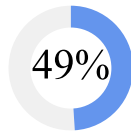


**Goal:** The median Student Conditional Growth Percentile for students in grades K-8th will be at or above the 50th percentile on NWEA's Measure of Academic Progress for fall-to-winter and fall-to-spring testing periods indicating a minimum of average growth.

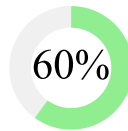
### Mathematics

Grade	Fall Norm Target	Fall Median	Spring Norm Target	Spring Median	SCGP
2	175.04	178	189.42	196.5	67.5
3	188.48	184	201.08	201	66
4	199.55	197	210.51	210	44
5	209.13	206.5	218.75	218	45
6	214.75	207	222.88	219	67
7	220.21	216.5	226.73	226	60
8	224.92	232	230.3	239	70

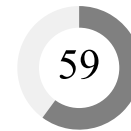
% Meeting Achievement Target



% Meeting Growth Target



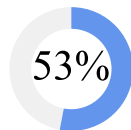
Median SCGP



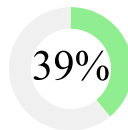
### Reading

Grade	Fall Norm Target	Fall Median	Spring Norm Target	Spring Median	SCGP
2	172.35	172	185.57	185	45
3	186.62	192	197.12	203	44
4	196.67	198.5	204.83	205	43.5
5	204.48	210.5	210.93	207	25
6	210.17	209	215.36	217	24
7	214.2	219.5	218.36	219.5	20
8	218.01	<10 students	221.66	<10 students	<10 students

% Meeting Achievement Target



% Meeting Growth Target



Median SCGP



## Subgroup Results

	<b>Spring SCGP</b>	
	<b>Math</b>	<b>Reading</b>
All Students	59.5	41
Econ. Disadvantaged	59.5	41
Special Education	38.5	53
English Learner	<10 students	<10 students
Female	53.5	44
Male	62.5	30
African-American or Black	<10 students	<10 students
American Indian or Alaska Native	N/A	N/A
Asian	<10 students	<10 students
Hispanic or Latino	58	50
Multi Racial	<10 students	<10 students
Native Hawaiian or Other Pacific Islander	N/A	N/A
White	63	41

It is important to note that the fall and winter norm targets in this report are taken from NWEA's 2020 Norm Study. This study was completed prior to the COVID-19 pandemic. The pandemic has and continues to impact student instructional time, alter the type of instruction (virtual/remote or in person), and widen the disparity gap. If a norm study was conducted during a pandemic, it would likely yield different targets.

**Innocademy**  
**Extended COVID-19 Learning Plan**  
**End-of-Year Goal Reporting**  
**Date: June 15, 2021**

**Reading - Kindergarten & 1st Grade**

**ECOLP GOAL: "The percent of K-1st students demonstrating proficiency (Meets or Exceeds) on the NWEA Reading Fluency assessment (either Foundations or Oral Fluency) will increase in the fall-to-winter and winter-to-spring testing periods."**

*\*The number of students testing in the Winter varies from the Fall as the test is adaptive. The list of tests below are in order of difficulty and reading readiness.*

Foundations: Phonological Awareness

Grade	% Proficient		
	Fall	Winter	Spring
<b>K</b>	89	84	85
<b>1</b>	63	42	74

Foundations: Phonics/Word Recognition

Grade	% Proficient		
	Fall	Winter	Spring
<b>K</b>	78	68	81
<b>1</b>	56	50	54

Foundations: Listening Comprehension

<b>Grade</b>	<b>% Proficient</b>		
	Fall	Winter	Spring
<b>K</b>	56	68	83
<b>1</b>	60	75	94

Foundations: Picture Vocabulary

<b>Grade</b>	<b>% Proficient</b>		
	Fall	Winter	Spring
<b>K</b>	94	92	74
<b>1</b>	40	83	88

Sentence Reading Fluency

<b>Grade</b>	<b>% Proficient</b>		
	Fall	Winter	Spring
<b>K</b>	n/a	n/a	n/a
<b>1</b>	54	30	57

## Math - Kindergarten & 1st Grade

**ECOLP GOAL: All students (K-8) will improve performance in Mathematics from Fall to Spring as measured by NWEA for (2nd-8th) and Delta Math (K-1st).**

Overall Proficiency (High, High Average, Average scores)

Grade	% Proficient	
	Winter	Spring
<b>K</b>	67	73
<b>1</b>	73	63

Operations & Algebraic Thinking

Grade	% Proficient	
	Winter	Spring
<b>K</b>	65	71
<b>1</b>	81	84

Measurement & Data

Grade	% Proficient	
	Winter	Spring
<b>K</b>	61	65
<b>1</b>	54	58

Geometry

Grade	% Proficient	
	Winter	Spring
<b>K</b>	72	78
<b>1</b>	69	67

Number & Operations

Grade	% Proficient	
	Winter	Spring
<b>K</b>	70	68
<b>1</b>	77	67